

Fiscal Years 2013-17 Institutional PERFORMANCE

THE CONCLUSION OF THE *Strategic Plan 2013-2017* OFFERS AN OPPORTUNITY TO TAKE STOCK OF THE UNIVERSITY AND ITS PROGRESS. FROM OUR OVERALL DIRECT ECONOMIC IMPACT ON THE REGION TO THE PERSONAL IMPACT ON THE LIVES OF OUR STUDENTS, FAMILIES AND COMMUNITIES IN WHICH WE SERVE, GANNON UNIVERSITY IS A LEADER AMONG THOSE MAKING *positive strides* TOWARD OUR SOCIETAL FUTURE. AMONG OUR MEASURABLE STRATEGIC GOALS, THE FOLLOWING KEY PERFORMANCE INDICATORS PROVIDE INSIGHT INTO THE PLAN'S MOST SALIENT ASPECTS. WE REFLECT ON ALL THAT HAS BEEN ACCOMPLISHED TOWARD THE GOALS SET FORTH IN THE 2013-17 PLAN, AND LOOK CONFIDENTLY TOWARD THE FUTURE OF GANNON UNIVERSITY AS WE *continue this momentum*.

INVESTMENT IN THE ECONOMY & COMMUNITY

The ability of a vigorous university to act as an engine for the economic and social development of its region has never been greater. As America rapidly transitions to a knowledge-based economy, universities are increasingly looked to, not only as traditional drivers of learning and innovation, but as major employers, incubators of business, infrastructure developers, purchasers of goods and integral partners in crime prevention, greening, health care and education.

Gannon University embraces its responsibility to providing the human, intellectual and financial capital to create sustainable, livable and humane growth for the benefit of all the region's residents and their families.



341,096

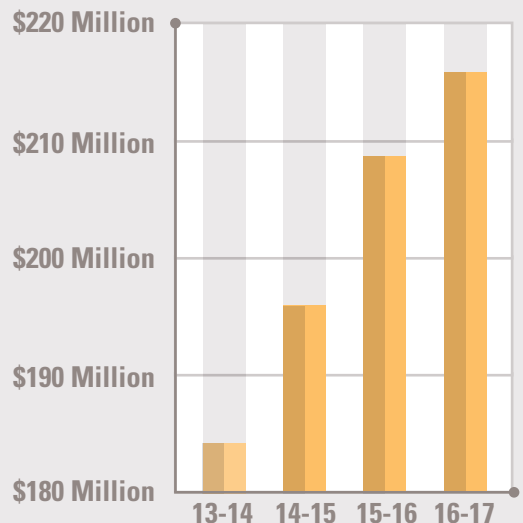
HOURS COMMITTED TO TRANSFORMING OUR COMMUNITY THROUGH SERVICE



\$9,692,032

VALUE OF GANNON'S SERVICE & CONTRIBUTIONS TO THE COMMUNITY

GROWTH OF ECONOMIC IMPACT ON THE REGION



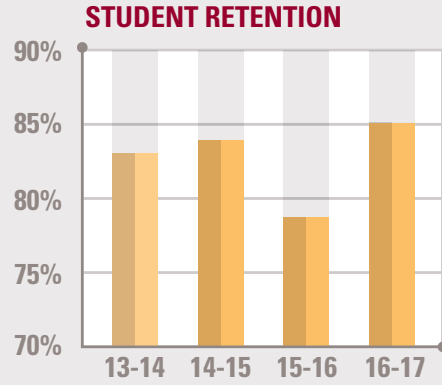
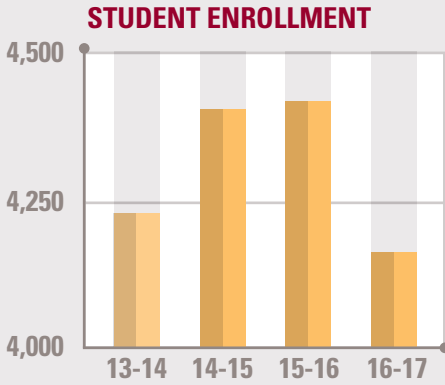
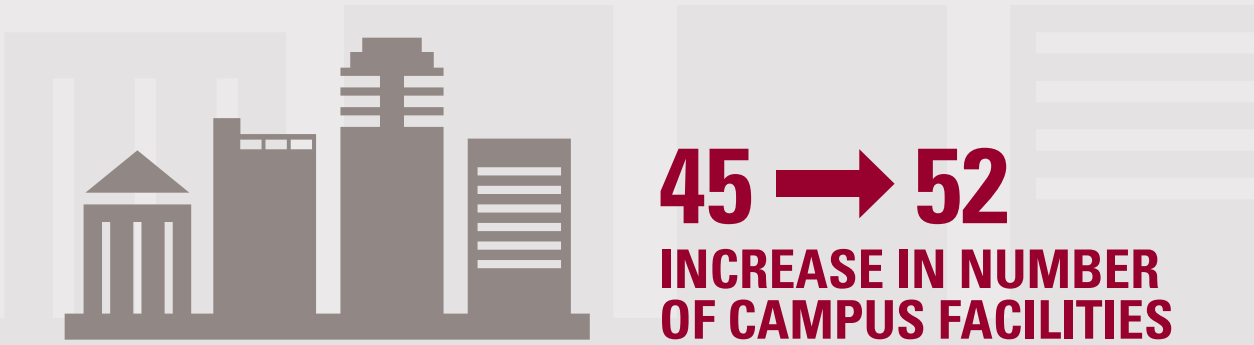
\$805,000,000

TOTAL ECONOMIC IMPACT

A GROWING AND THRIVING URBAN UNIVERSITY

The Gannon Family's footprints are seen all over the globe – but we still need bases to call home. To support the growth of Gannon's student population and to meet the demands of today's job market, the University experienced substantial physical expansion at its satellite campus, expanded to a new market in Florida and added several new innovative academic programs and exceptional learning environments.

STUDENTS SERVED

45 → 52
INCREASE IN NUMBER OF CAMPUS FACILITIES



NEW INNOVATIVE ACADEMIC PROGRAMS CREATED,
 including undergraduate, graduate, online and cooperative programs



EXCEPTIONAL LEARNING ENVIRONMENT DEDICATION AND BLESSING CEREMONIES,
 including Gannon's first branch campus in Ruskin, Florida

\$62,804,000 INVESTED FOR CAPITAL PROJECTS

ENSURING ACCESS TO QUALITY EDUCATION & INNOVATIVE ACADEMICS

Gannon University's extraordinary emphasis on student service and the academic experience is reflected in almost every measure of accomplishment. The University's students, faculty, staff, retirees, and a worldwide community of alumni, have been united by a common quest in a Mission-driven goal of making a quality Catholic education accessible to all who aspire to attain it.

\$177,321,000

TOTAL SCHOLARSHIP VALUE AWARDED TO STUDENTS



1,201

FIRST-GENERATION STUDENTS SERVED



\$29,684,649

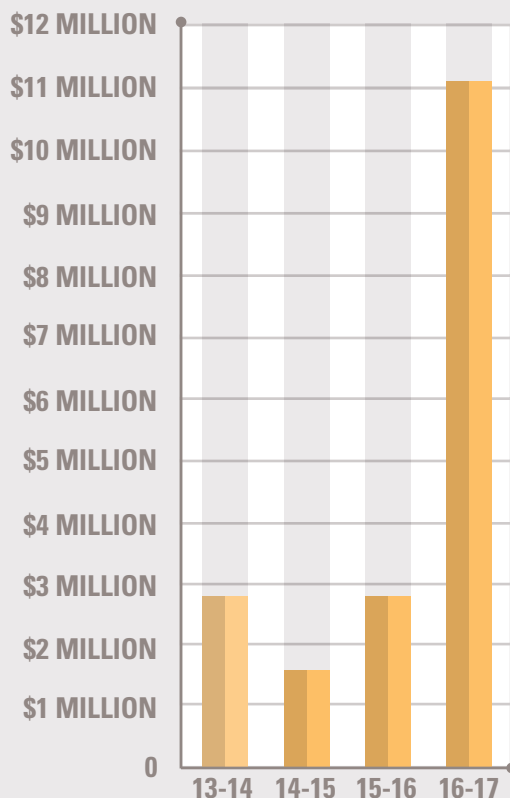
CONTRIBUTED TO THE UNIVERSITY
IN ENDOWED SCHOLARSHIPS, CAPITAL
AND ANNUAL FUNDS, RESTRICTED
GIFTS AND IN-KIND CONTRIBUTIONS



12,820

Alumni, Employees, Friends and Family, Trustee Members and Corporate Donors Gave Charitable Donations to Provide Gannon Students with a Quality Academic Experience

GRANT-FUNDED SUPPORT FOR UNIVERSITY RESEARCH AND FACULTY DEVELOPMENT



TRANSFORMING LIVES ACROSS THE WORLD

Four walls – and two campuses – can't contain the Gannon community. Students, faculty and staff members have increasingly engaged in international study and service abroad – widening our worldview and creating globally responsible citizens. These cultural expansions were made accessible to all students through scholarships awarded specifically for Gannon's global programs.

\$442,423 IN SCHOLARSHIPS AWARDED FOR GLOBAL PROGRAMS

138 → **315** **128%**
FY13-14 FY16-17 INCREASE

STUDENT, FACULTY AND STAFF PARTICIPATION IN INTERNATIONAL STUDY AND SERVICE ABROAD



580,745
MILES TRAVELED ACROSS 35 COUNTRIES

181 TRIPS TAKEN



70

Countries Represented by Gannon's Global Students

